

501

P800 TP

+2°C / +10°C



CATEGORIES



EXTERIOR



RAL 9005



RAL 7044

INTERNAL



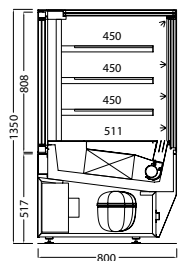
INOX

Vetrina da servizio a temperatura positiva (+2/+10°C) | Vasca monolitica coibentata con poliuretano ecologico | Evaporatore posto nella parte inferiore della cella e ventilazione forzata con mandata dell'aria posteriore (lato porta) e richiamo aria anteriore | Sbrinatori naturale | unità condensatrice a R290 | Centralina touch integrata nel basamento | n° 3 ripiani regolabili in vetro trasparente | 3 pareti in triplo vetro | Porta battente in triplo vetro | Colorazione serigrafia Vetri RAL9005 | Colore interno Acciaio Inoc 304 | Colore esterno RAL9005 | Illuminazione incorporata nei 4 montanti con strip led 3000°K | 4 rotelle inferiori di cui 2 dotate di freno.

Positive-temperature service showcase (+2/+10°C) | Monolithic tank insulated with ecological polyurethane | Evaporator placed in the lower part of the module and forced ventilation with rear air outlet (door side) and front air intake | Natural defrosting | R290 condensing unit | Touch control unit integrated in the basement | 3 adjustable transparent glass shelves | 3 triple-glazed walls | Triple-glazed hinged door | Glass screen printing color RAL9005 | Interior finish stainless steel 304 | Exterior color RAL9005 | Built-in lighting in the 4 mullions with 3000°K diffused LEDs | 4 lower casters, 2 of which equipped with brakes.

DIMENSIONS

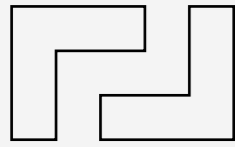
900x800x1350h











OPTIONAL

Ripiano in vetro con supporto in acciaio inox
Serratura meccanica

Glass shelf with stainless steel support
Mechanical locking

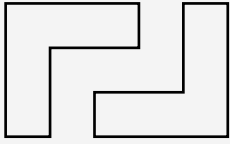


SERVOVER TECHNICAL SPECS

Model	Model code + Color*	Dimensions mm	Temperature °C	Energy Label	GAS Type	Refrigeration	Compressor	Internal Light	Defrosting	Humidity control	Absorption	Weight Kg	Max Pwr. Consumption W / A	Avg Operating Consumption KW/H	Cooling Power W	Expansion temperature °C
	S01 P800 TN/TP S0113DT09V08+B/W	900x800x1350h	-18 / +4		R290	Ventilated	Hermetic	LED no-spot / 3000°K	Automatic / Hot gas	N. 4 / 30°C / R.H. 55%	230 V / 1 Ph / 50 Hz	240	1220 / 6,10	0,61	750	-10
	S01 P800 TP S0113TP09V08+B/W	900x800x1350h	+2 / +10		R290	Ventilated	Hermetic	LED no-spot / 3000°K	Automatic	N. 4 / 30°C / R.H. 55%	230 V / 1 Ph / 50 Hz	240	530 / 3,30	0,24	850	0
	S01 NEUTRO S0113NE09V08+B/W	900x800x1350h	-	-	-	Ambient	-	LED no-spot / 3000°K	-	N. 4 / 30°C / R.H. 55%	230 V / 1 Ph / 50 Hz	210	60 / 0,30	0,06	-	-
	S03 VENTILATA S0312SH11S10+B/W S0312SH16S10+B/W	1150x1041x1200h 1650x1041x1200h	-18	 	R290	Ventilated	Hermetic 2x Hermetic	LED no-spot / 3000°K	Automatic / Reverse cycle	N. 4 / 30°C / R.H. 55%	230 V / 1 Ph / 50 Hz	250 350	1160 / 6,22 2260 / 11,17	0,58 1,13	560 750	-35

* Esempio codice modello: S0113DT09V08B (model Black) - S0113DT09V08W (model White)

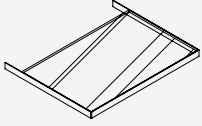
Example model code: S0113DT09V08B (model Black) - S0113DT09V08W (model White)



SERVOVER OPTIONAL

prima
smart refrigeration

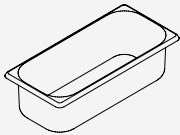
S01



Ripiano vetro con supporto inox
Glass shelf with stainless steel support

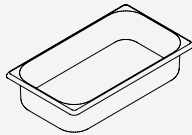
DIM: L 900 mm
SKU: S01SH09

S03



Vaschetta inox S03 5,2 lt.
Stainless steel pan S03 5,2 lt.

DIM: L360 P165 H120 mm
SKU: CIV61



Vaschetta inox S03 6,5 lt.
Stainless steel pan S03 6,5 lt.

DIM: L360 P250 H80 mm
SKU: CIV63

ALL MODELS



Serratura meccanica
Mechanical locking

DIM: -
SKU: K2OPTLOCK